

SERIES III STEIGER MODELS

Electrical Schematics and Circuit Number Listing

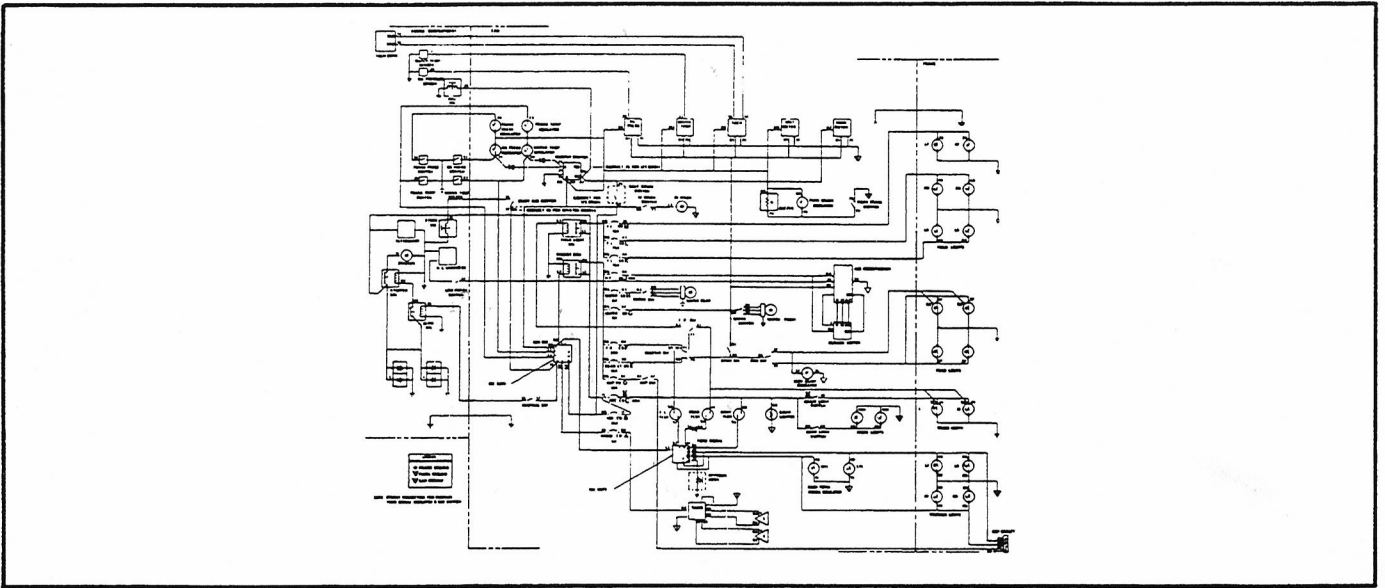
**Includes: M00061, M00062, M00063, M00064,
M00065, M00066, M00071, M00072, M00093, and M00094**

T.M.

STEIGER®

ELECTRICAL

CIRCUIT NUMBER LISTING



IMMEDIATE ACTION LETTER REFERENCE:

No./Date

1 _____ 4 _____ 7 _____

2 _____ 5 _____ 8 _____

3 _____ 6 _____ 9 _____

SERVICE NEWS REFERENCE:

No./Date

1 _____ 4 _____ 7 _____

2 _____ 5 _____ 8 _____

3 _____ 6 _____ 9 _____

SERVICE BULLETIN REFERENCE:

No./Date

1 _____ 4 _____ 7 _____

2 _____ 5 _____ 8 _____

3 _____ 6 _____ 9 _____

Contents

ST Series III Electrical System
w/out Multi-Function Steering Column

ST Series III Electrical System
w/Multi-Function Steering Column

PT Series III Electrical System

Tiger ST 450 and ST 470 Electrical System

Circuit Number Listing

PT Series III Electrical System

Circuit Number

Description

11	Start (batt term) to c brkr
12	Start (batt term) to slave sol
13	Start (batt term) to field/lite sol
14	Tach (sender) to tach term "S"
15	Ether start aid to sw
16	Tach (sender) to tach term gnd
17	Ign sw (sol) to neutral safe sw
18	Neutral safe sw to st slave sol
19	Stop sw to stop lamps
20	Imp recept gnd
21	Eng oil pr sw to lamp
22	Eng water temp sw to lamp
23	Trans temp sw to lamp
24	Trans pr sw to lamp
25	Fuel sol to Murphy sw
26	Eng oil pr send to ga
27	Water temp send to ga
28	Frt wiper sw off to wiper
29	Frt wiper sw low to wiper
30	Frt wiper sw high to wiper
31	Air/cond to clutch & dryer
32	Horn col to horn or horn rly
33	W/S wash sw to washer
34	Opt equip
35	Cir brkr "K" to frt fender lps
36	Headlp dimmer sw to low beam
37	Headlp dimmer sw to high beam & ind lp
38	Not used
39	C B "A" to ign (acc)
40	Dome sw to dome lamp
41	F/R lp sw to tail lps
42	C B "C" to brake lite sw
43	C B "M" to right rr field lps
44	C B "L" to left rr field lps
45	Right turn lps & imp soc
46	Left turn lps & imp soc
47	Imp sw to imp soc
48	RR wiper sw off to wiper
49	RR wiper sw low to wiper
50	RR wiper sw high to wiper
51	Turn sign sw to rectifier
52	Ign sw (ign) to C B sol & turn sw
53	F/R sw to field lite sol
54	Rectifier to F/R lp flash
55	Turn sw to 4 way flash
56	Master sw to turn sig flash
57	Turn sw to turn sig flash
58	C B "C" to 4 way flash & dome sw
59	C B "D" to master lite sw headlamps
60	C B "E" to master lite sw fld lps
61	C B "J" to imp sw
62	C B "H" to frt wiper sw
63	C B "G" to rr wiper sw
64	C B "F" to air conditioner
65	C B "B" to ign sw (B ¹ B ² B ³)
66	Ign sw (1.) to washer & start aid sw
67	Hourmeter (ign) to Murphy sw
68	C B "A" to radio
69	C B (K-M) to field lite sol
70	Master to hdlp dimmer & dash sw
71	Mster to road/field lp sw
72	Start to alt (batt)
73	Eng & Alt (gnd)
74	Sol, gauge & lp gnds
75	Buzzer to park brake lp & sw
76	Park brake sw gnd
77	Not used
78	Murphy sw to eng oil pr lp
79	Murphy sw "S" to water temp lp
80	Instr gauges (ign)

81	Instr pnl lp feeds
82	Turn sig lamp gnds
83	Start to alt (batt)
84	Not used
85	C B sol to C B "D-J"
86	A/C compressor ext
87	Start aid sol to glo-plug
88	Not used
89	Cab & eng to frame gnd
90	Start sol (batt) to slave sol
91	Starter gnds
92	Start sol (sol) to slave sol
93	Slave sol gnd
94	R speaker conn to speaker
95	R speaker conn to speaker
96	L speaker conn to speaker
97	L speaker conn to speaker
98	Dryer sw to C N 86
99	Start (batt) to glo-plug sol
100	Dome lamp gnd
101	Tach (ign) to capacitor
102	Fuel sol gnd
103	Ether start sol
104	Horn rly ("C" batt) to alt
105	Horn rly "E" to horn
106	Horn rly "E" to horn
107	Horn rly "A" to C N 32 frt frame harn
108	Horn rly "A" to C N 32 frt frame
109	Not used
110	Not used
111	C B "B" to fld lt & C B sol
112	Not used
113	Not used
114	Pnl lps (high)
115	Pnl lps (medium)
116	Pnl lps (low)
117	Not used
118	Not used
119	C B "N" to PTO sprayer sw
120	W/S washer & wiper sw to rly "4"
121	W/S washer & wip sw to rly 1
122	Not used
123	Dryer sw to A/C comp clu

Circuit Number Listing (Continued)

PT Series III Electrical Schematic

PT 225 270 and 350 Hydrostatic PTO Option

201	PTO sw to term board (ign) *	216	PTO (T B) to potentiometer
202	PTO term board gnd	217	PTO (T B) to potentiometer
203	PTO (T B) range cont sw pin #1	218	PTO (T B) to potentiometer gnd
204	PTO (T B) to range cont sw pin #2	219	Diode to PTO low pr sw
205	PTO (T B) to range cont sw pin #3	220	PTO display to T B
206	PTO (T B) to range cont sw pin #4	221	PTO (T B) to pump cont pin #1 4 pin conn
207	PTO (T B) to tach conn (sender)	222	PTO (T B) to pump cont pin #2 4 pin conn
208	PTO (T B) to tach conn (gnd)	223	PTO (T B) to pump cont pin #4 4 pin conn
209	PTO (T B) to motor speed pickup	224	PTO (T B) to pump cont pin #3 4 pin conn
210	PTO (T B) to motor speed pickup gnd	225	PTO (T B) to pump cont pin #1 2 pin conn
211	PTO (T B) to hi pr sw conn pin #1	226	PTO (T B) to pump cont pin #2 2 pin conn
212	PTO (T B) hi pr sw conn pin #2	227	Ext CBL-PTO remote sw plug to plug pin #1
213	PTO (T B) hi pr sw conn pin #3	228	Ext CBL-PTO remote sw plug to plug pin #2
214	PTO (T B) ign to hi temp sw	229	Term board to diode low sw press
215	PTO (T B) hi temp sw gnd		

Circuit Number Listing

ST Series III Electrical System W/Out Multi-Function Steering Column

Circuit Number Listing Bearcat III, Cougar III, Panther III All Except ST 350

Circuit Number	Description		
11	Start. (Bat. Term) to C Brkr	76	Park brake sw gnd
12	Start. (Bat. Term) to Slave Sol	77	Not used
13	Start. (Bat. Term) to Field/lite sol	78	Murphy sw to eng oil pr lp
14	Tach (sender) to tach term "s"	79	Murphy sw "S" to water temp lp
15	Ether start aid to SW	80	Instr gauges (ign)
16	Tach (sender) to tach term end	81	Instr Pnl lp feeds
17	Ign Sw (sol) to neutral safe sw	82	Turn sig lamp gnds
18	Neutral safe sw to st slave sol	83	Str "Bat" to alt "Bat" (ST 250, 270)
19	Stop sw to stop lamps	84	Str "Bat" to alt "Bat" (ST 320)
20	Imp Recept gnd	85	C B Sol to C B "D" - "J"
21	Eng oil pr sw to lamp	86	A/C compressor ext
22	Eng water temp sw to lamp	87	Start and sol to glo plug
23	Transmission temp sw to lamp	88	Not used
24	Trans Pr sw to lamp	89	Cab & Eng to frame gnd
25	Fuel sol to murphy sw	90	Start sol (batt) to slave sol
26	Eng oil pr send to ga	91	Starter gnds
27	Water temp send to ga	92	Start sol (sol) to slave sol
28	Frt wiper sw off to wiper	93	Slave sol gnd
29	Frt wiper sw low to wiper	94	R speaker conn to speaker
30	Frt wiper sw high to wiper	95	R speaker conn to speaker
31	Air/cond to clutch & dryer	96	L speaker conn to speaker
32	Horn col to horn or horn rly	97	L speaker conn to speaker
33	W/S wash sw to washer	98	Dryer sw to C N '86
34	Not used	99	Start (Batt) to glo-plug sol
35	Cir Brkr "k" to frt fend lps	100	Dome lamp gnd
36	Headlp dimmer sw to low beam	101	Tach (ign) to capacitor
37	Headlp dimmer sw to high beam + Ind Lp	102	Fuel sol gnd
38	Top Hdlt rh to top hdlt lh	103	Ether start sol
39	C B "A" to ign (Acc)	104	Horn rly "c" (batt) to alt
40	Dome sw to dome lamp	105	Horn rly "E" to horn
41	F/R lp sw to tail lps	106	Horn rly "E" to horn
42	C B "C" to brake lite sw	107	Horn rly "A" to C N 32 (ST 320, 325)
43	C B "M" to right rr field lps	108	Horn rly "A" to C N 32
44	C B "L" to left rr field lps		(ST 320, 250, 251, 270, 310)
45	Right turn lps and imp soc	109	Not used
46	Left turn lps & imp soc	110	Not used
47	Imp Sw to imp soc	111	C B "B" (11) to C B Sol 12 to Fid Lt sol 13
48	RR wiper sw off to wiper	112	Not used
49	RR wiper sw low to wiper	113	Not used
50	RR wiper sw high to wiper	114	Not used
51	Turn sig sw to rectifier	115	Not used
52	Ign sw (IGN) to C B sol & turn sw	116	Not used
53	F/R sw to field lite sol	117	Not used
54	Rectifier to F/R lp flash	118	Imp receptacle to sprayer pump
55	Turn sw to 4 way flash		
56	Master sw to turn sig flash		
57	Turn sw to turn sig flash		
58	C B "C" to 4 way flash & dome sw		
59	S B "D" to master lite sw		
60	C B "E" to master lite sw		
61	C B "J" to imp sw		
62	C B "H" to frt wiper sw		
63	C B "G" to rr wiper sw		
64	C B "F" to air conditioner		
65	C B "B" to ign sw (B ¹ B ² B ³)		
66	Ign sw (1') to washer & start aid sw		
67	Hourmeter (ign) to murphy sw		
68	C B "A" to radio		
69	C B (K-M) to field lite sol		
70	Master to hdlp dimmer & dash sw		
71	Master to road/field lp sw		
72	Start to alt (Batt) (ST 220,251,310,325)		
73	Eng & alt (gnd)		
74	Sol gauge & lp gnds		
75	Buzzer to park brake lp & sw		

Circuit Number Listing

ST Series III Electrical System

ST Tractors with Multi Function Steering Column

Circuit Number	Description		
11	Start (batt term) to c brkr	76	Park brake sw gnd
12	Start (batt term) to slave sol	77	Not used
13	Start (batt term) to field/lite sol	78	Murphy sw to eng oil pr lp
14	Tach (sender) to tach term "S"	79	Murphy sw "S" to water temp lp
15	Ether start aid to sw	80	Instr gauges (ign)
16	Tach (sender) to tach term gnd	81	Instr pnl lp feeds
17	Ign sw (sol) to neutral safe sw	82	Turn sig lamp gnds
18	Neutral safe sw to st slave sol	83	Start to alt (batt)
19	Stop Sw to stop lamps	84	Not used
20	Imp recept gnd	85	C B sol to C B "D-J"
21	Eng oil pr sw to lamp	86	A/C compressor ext
22	Eng water temp sw to lamp	87	Start aid sol to glo-plug
23	Trans temp sw to lamp	88	Not used
24	Trans pr sw to lamp	89	Cab & eng to frame gnd
25	Fuel sol to Murphy sw	90	Start sol (batt) to slave sol
26	Eng oil pr send to ga	91	Starter gnds
27	Water temp send to ga	92	Start sol (sol) to slave sol
28	Frt wiper sw off to wiper	93	Slave sol gnd
29	Frt wiper sw low to wiper	94	R speaker conn to speaker
30	Frt wiper sw high to wiper	95	R speaker conn to speaker
31	Air/cond to clutch & dryer	96	L speaker conn to speaker
32	Horn col to horn or horn rly	97	L speaker conn to speaker
33	W/S washer sw to washer	98	Dryer sw to C N 86
34	Opt equip	99	Start (batt) to glo-plug sol
35	Cir brkr "K" to frt fender lps	100	Dome lamp gnd
36	Headlp dimmer sw to low beam	101	Tach (ign) to capacitor
37	Headlp dimmer sw to high beam & ind lp	102	Fuel sol gnd
38	Not used	103	Ether start sol
39	C B "A" to ign (acc)	104	Horn rly ("C" batt) to alt
40	Dome sw to dome lamp	105	Horn rly "E" to horn
41	F/R lp sw to tail lps	106	Horn rly "E" to horn
42	C B "C" to brake lite sw	107	Horn rly "A" to C N 32 frt frame harn
43	C B "M" to right rr field lps	108	Horn rly "A" to C N 32 frt frame
44	C B "L" to left rr field lps	109	Not used
45	Right turn lps & imp soc	110	Not used
46	Left turn lps & imp soc	111	C B "B" to fld lt & C B sol
47	Imp sw to imp soc	112	Not used
48	RR wiper sw off to wiper	113	Not used
49	RR wiper sw low to wiper	114	Pnl lps (high)
50	RR wiper sw high to wiper	115	Pnl lps (medium)
51	Turn sig sw to rectifier	116	Pnl lps (low)
52	Ign sw (ign) to C B sol & turn sw	117	Not used
53	F/R sw to field lite sol	118	Imp recept to sprayer pump
54	Rectifier to F/R lp flash	119	C B "N" to PTO sprayer sw
55	Turn sw to 4 way flash	120	W/S washer & wiper sw to rly "4"
56	Master sw to turn sig flash	121	W/S washer & wiper sw to rly 1
57	Turn sw to turn sig flash	122	Not used
58	C B "C" to 4 way flash & dome sw	123	Dryer sw to A/C comp clu
59	C B "D" to master lite sw headlamps		
60	C B "E" to master lite sw fld lps		
61	C B "J" to imp sw		
62	C B "H" to frt wiper sw		
63	C B "G" to rr wiper sw		
64	C B "F" to air conditioner		
65	C B "B" to ign sw (B ¹ B ² B ³)		
66	Ign sw (1.) to washer & start aid sw		
67	Hourmeter (ign) to Murphy sw		
68	C B "A" to radio		
69	C B (K-M) to field lite sol		
70	Master to hdlp dimmer & dash sw		
71	Master to road/field lp sw		
72	Start to alt (batt)		
73	Eng & alt (gnd)		
74	Sol gauge & Lp gnds		
75	Buzzer to park brake lp & sw		

Circuit Number Listing

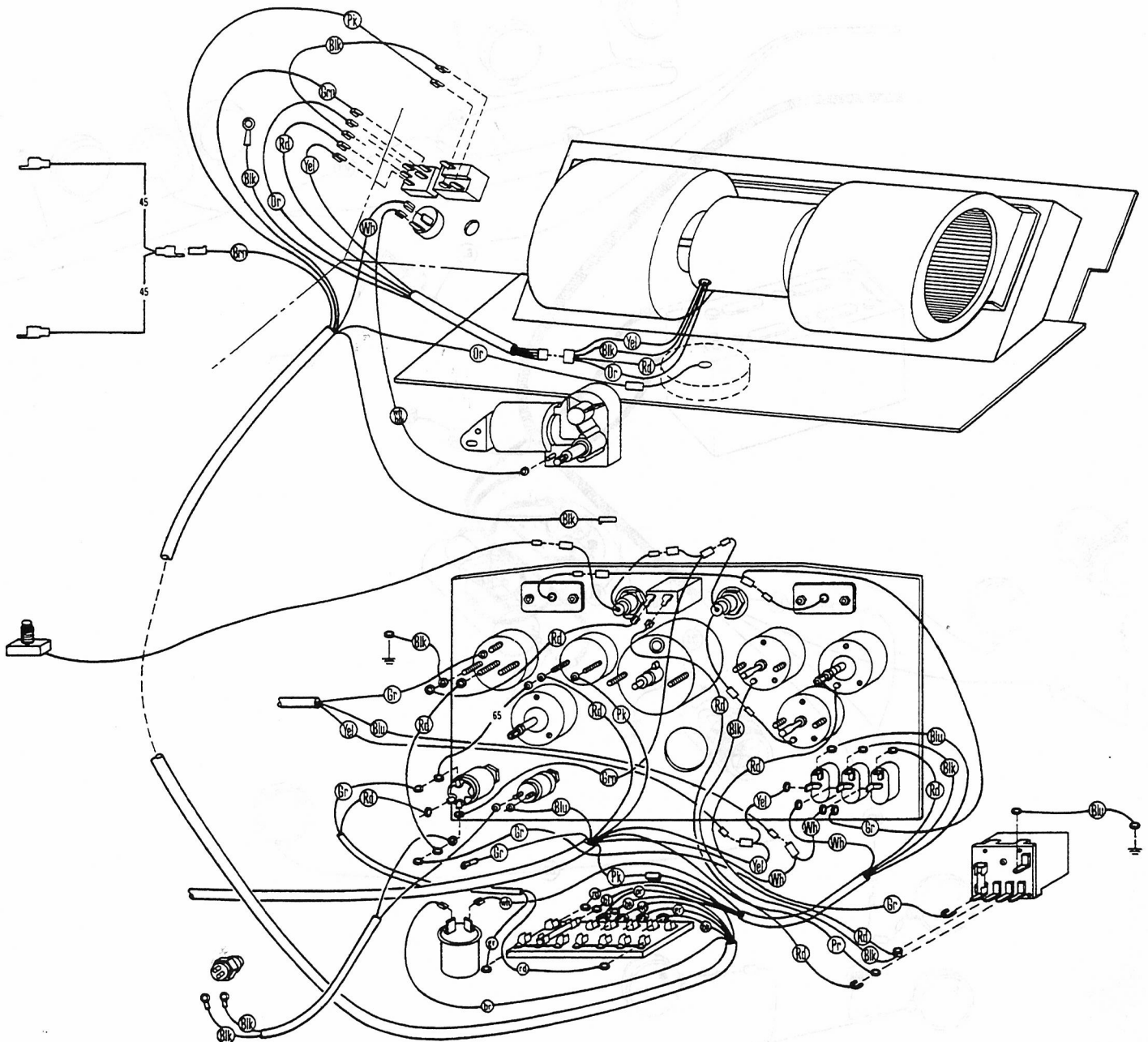
Tiger ST 450 Electrical System


Circuit Number	Description		
11	Ign sw "5" to neut st sw	83	Start to alt (batt)
12	Utility	84	Not used
13	Water temp warn to sw	85	C B sol to C B "D-J"
14	Water temp ga to sender	86	A/C compressor ext
15	Ether start aid to sw	87	Start aid sol to glo-plug
16	Brake lite sw feed	88	Not used
17	Col sw to W/S washer	89	Cab & eng to frame gnd
18	Neutral safe sw to st slave sol	90	Start sol (batt) to slave sol
19	Stop sw to stop lamps	91	Starter gnds
20	Imp recept gnd	92	Start sol (sol) to slave sol
21	Eng oil pr sw to lamp	93	Slave sol gnd
22	Start aid sw to st aid	94	R speaker conn to speaker
23	Tach (sender) to sender	95	R speaker conn to speaker
24	Tach (gnd) to sender	96	L speaker conn to speaker
25	Fuel sol to Murphy sw	97	L speaker conn to speaker
26	Eng oil pr send to ga	98	Dryer sw to C N 86
27	Water temp send to ga	99	Start (batt) to glo-plug sol
28	Frt wiper sw off to wiper	100	Dome lamp gnd
29	Frt wiper sw low to wiper	101	Tach (ign) to capacitor
30	Frt wiper sw high to wiper	102	Fuel sol gnd
31	Batt to ign acc C B	103	Ether start sol
32	Batt to ign acc C B	104	Horn rly ("C" batt) to alt
33	Dryer sw to a/c comp clu	105	Horn rly "E" to horn
34	L frt field lps	106	Horn rly "E" to horn
35	Strg col horn to horn	107	Horn rly "A" to C N 32 frt frame horn
36	Headlp dimmer sw to low beam	108	Horn rly "A" to C N 32 frt frame
37	Headlp dimmer sw to high beam	109	Not used
38	Not used	110	Not used
39	C B "A" to ign (acc)	111	C B "B" to fld lt & C B sol
40	Dome sw to dome lamp	112	Not used
41	F/R lp sw to tail lps	113	Not used
42	Fuel ga to sender	114	PNL lps (high)
43	C B "M" to right rr field lps	115	PNL lps (medium)
44	C B "L" to left rr field lps	116	PNL lps (low)
45	Right turn lps & imp soc	117	C B "B" feed to elec clock
46	Left turn lps & imp soc	118	Not used
47	Imp sw to imp soc	119	Not used
48	RR wiper sw off to wiper	120	W/S washer & wiper sw to rly #4
49	RR wiper sw low to wiper	121	W/S washer & wiper sw to rly #1
50	RR wiper sw high to wiper	122	Murphy sw to buzzer (feed)
51	Turn sig sw to rectifier	123	Not used
52	Ign sw (ign) to C B sol & turn sw	124	Murphy sw to buzzer (gnd)
53	F/R sw to field lite soc	125	Not used
54	Rectifier to F/R lp flash	126	Not used
55	Turn sw to 4 way flash	127	Not used
56	Master sw to turn sw flash	128	Not used
57	Turn sw to turn sign flash	129	Not used
58	C B "C" to 4-way flash & same sw	130	Not used
59	C b "D" to master lite sw headlamps	131	Trans shift warn to sw
60	C B "E" to master lite sw fld lps	132	Trans conv warn to sw
61	C B "J" to imp sw	133	Trans temp warn to sw
62	C B "H" to imp sw	134	Not used
63	C B "G" to rr wiper sw	135	Not used
64	C B "F" to air conditioner	136	Speed (gnd) to sender
65	C B "B" to ign sw (B ¹ B ² B ³)	137	Speed (ign) to sender
66	Ign sw (1.) to washer & start aid sw	138	Not used
67	Hourmeter (ign) to Murphy sw	139	Not used
68	C B "A" to radio	140	Not used
69	C B (K-M) to field lite sol	141	Batt to fld lp sol
70	Master to hdlp dimmer & dash sw	142	Batt to C B sol
71	Master to road/field lp sw	143	Sw to right frt fld lps
72	Start to alt (batt)	144	Trans pr warn to sw
73	Eng & alt (gnd)	145	Park brake warn to sw
74	Sol, gauge & lp gnds	146	Ign to park brake sol
75	buzzer to park brake lp & sw	147	Trans filt warn to sw
76	Park brake sw gnd		
77	Not used		
78	Murphy sw to eng oil pr lp		
79	Murphy sw "5" to water temp lp		
80	Instr gauges (ign)		
81	Instr pnl lp feeds		
82	Turn sig lamp gnds		



SERIES III ST210 WILDCAT

Instrument Panel and Overhead Console Circuit Installation





MAY 1979

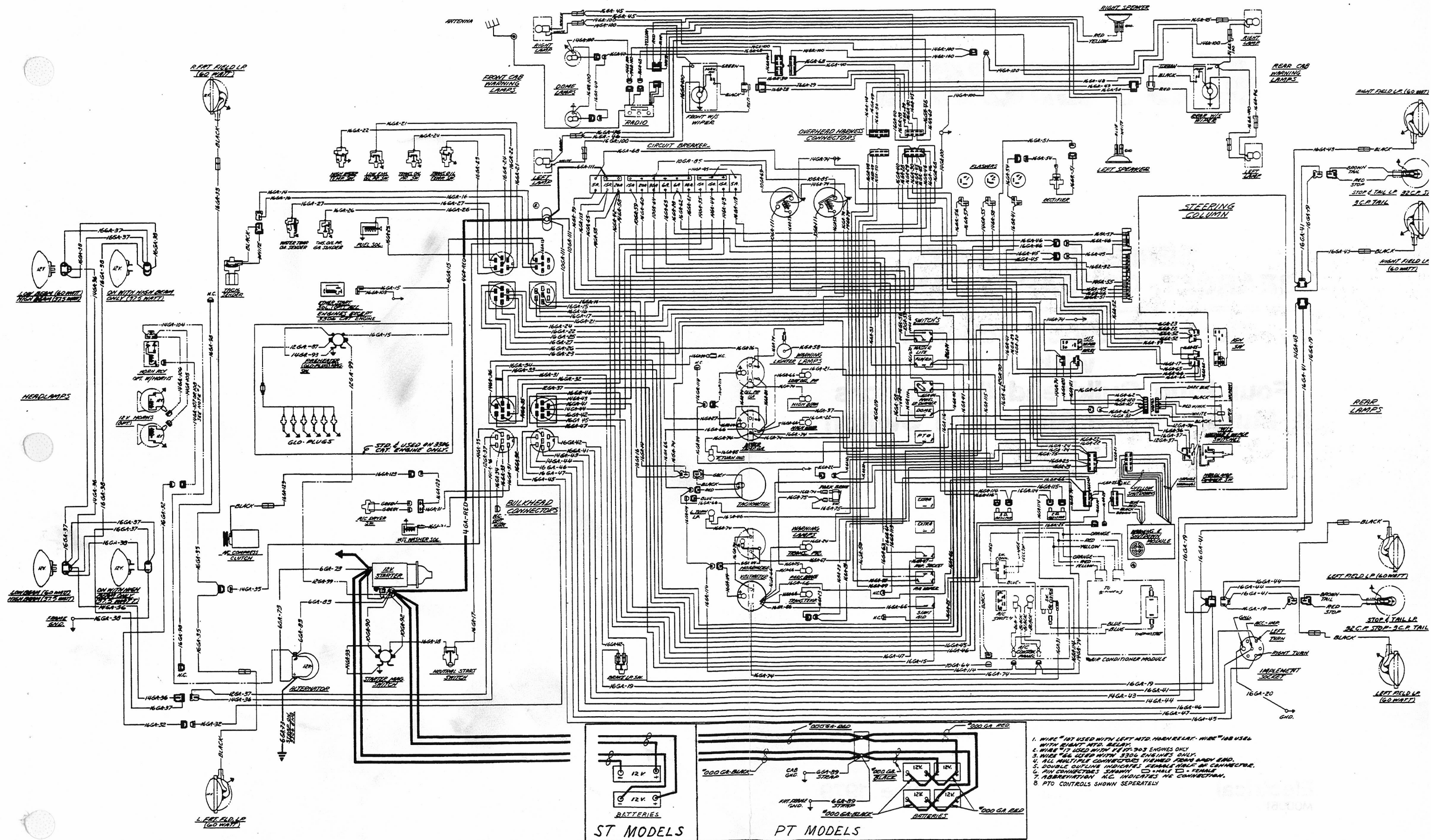


**SERIES III ST & PT
BEARCAT, COUGAR & PANTHER**

**Electrical Block Schematic
with
Four Plug Bulkhead Connectors
& Murphy Type Shutdown Switch**

Electrical
M00061

June 1979



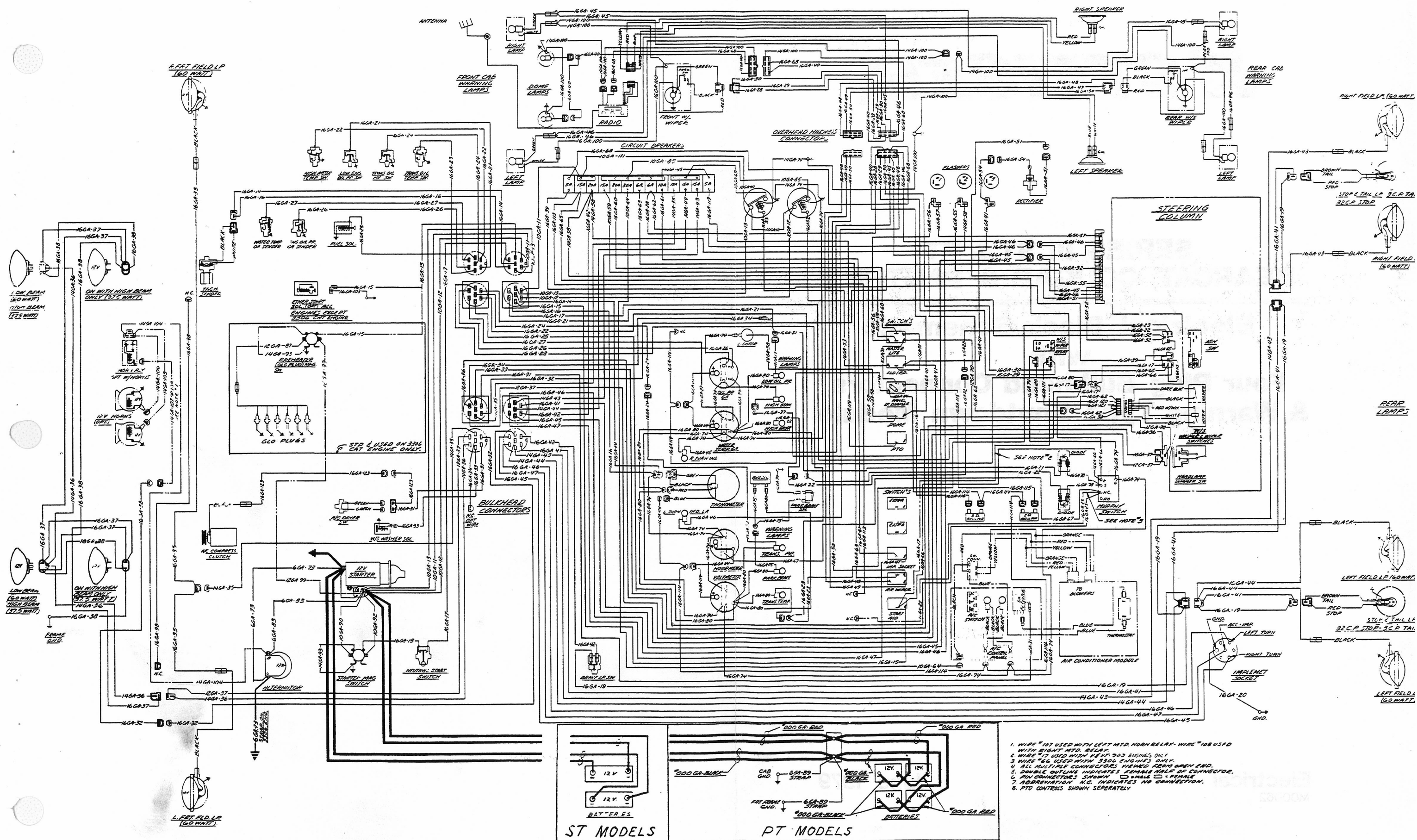


**SERIES III ST & PT
BEARCAT, COUGAR & PANTHER**

**Electrical Block Schematic
with
Four Plug Bulkhead Connectors
& Warning Type Shutdown Module**

Electrical
M00062

June 1979



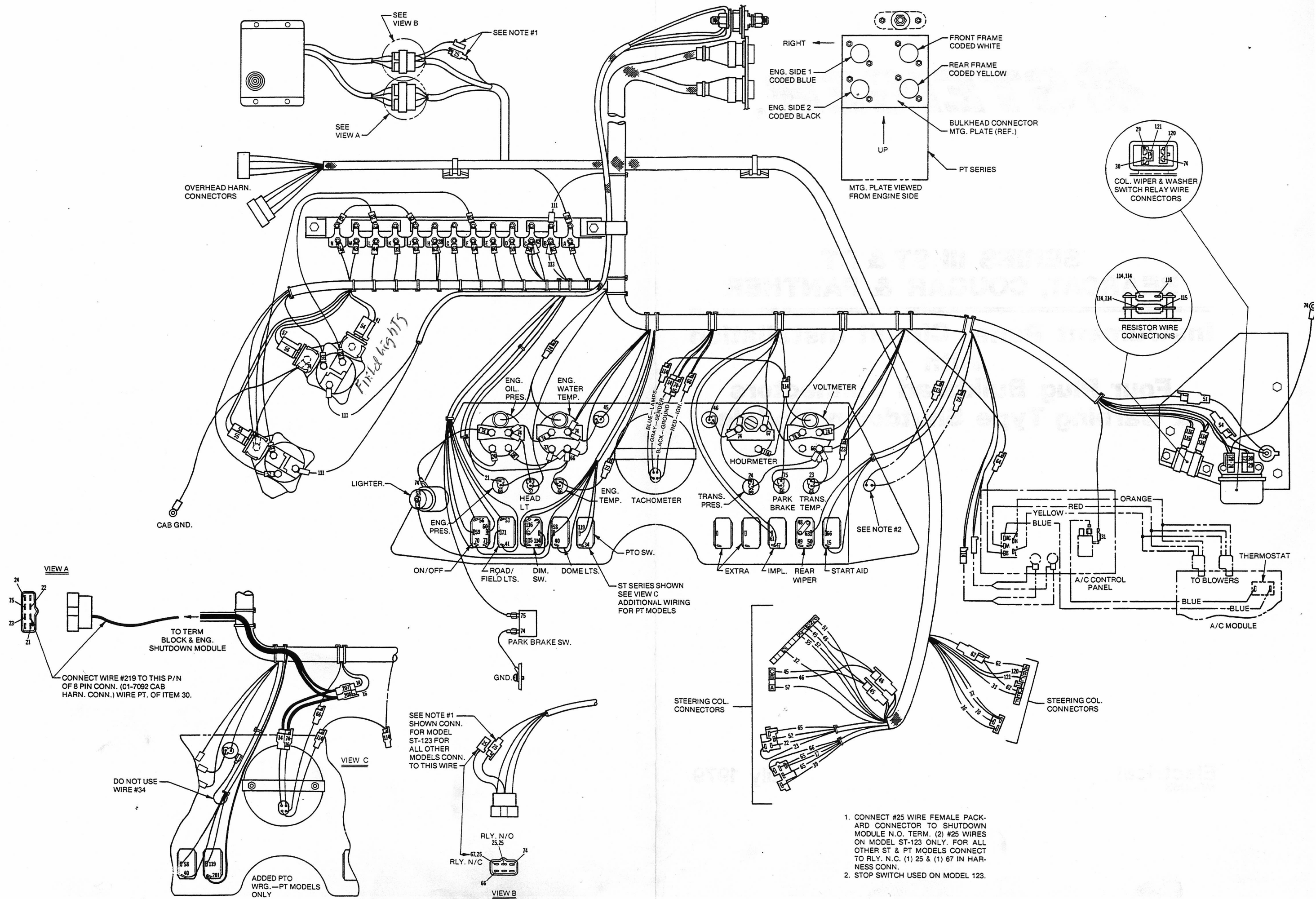


**SERIES III ST & PT
BEARCAT, COUGAR & PANTHER**

**Instrument Panel Circuit Installation
with
Four Plug Bulkhead Connectors
& Warning Type Shutdown Module**

Electrical
M00063

July 1979



1. CONNECT #25 WIRE FEMALE PACK-ARD CONNECTOR TO SHUTDOWN MODULE N.O. TERM. (2) #25 WIRES ON MODEL ST-123 ONLY. FOR ALL OTHER ST & PT MODELS CONNECT TO RLY. N.C. (1) 25 & (1) 67 IN HARNESS CONN.
2. STOP SWITCH USED ON MODEL 123.

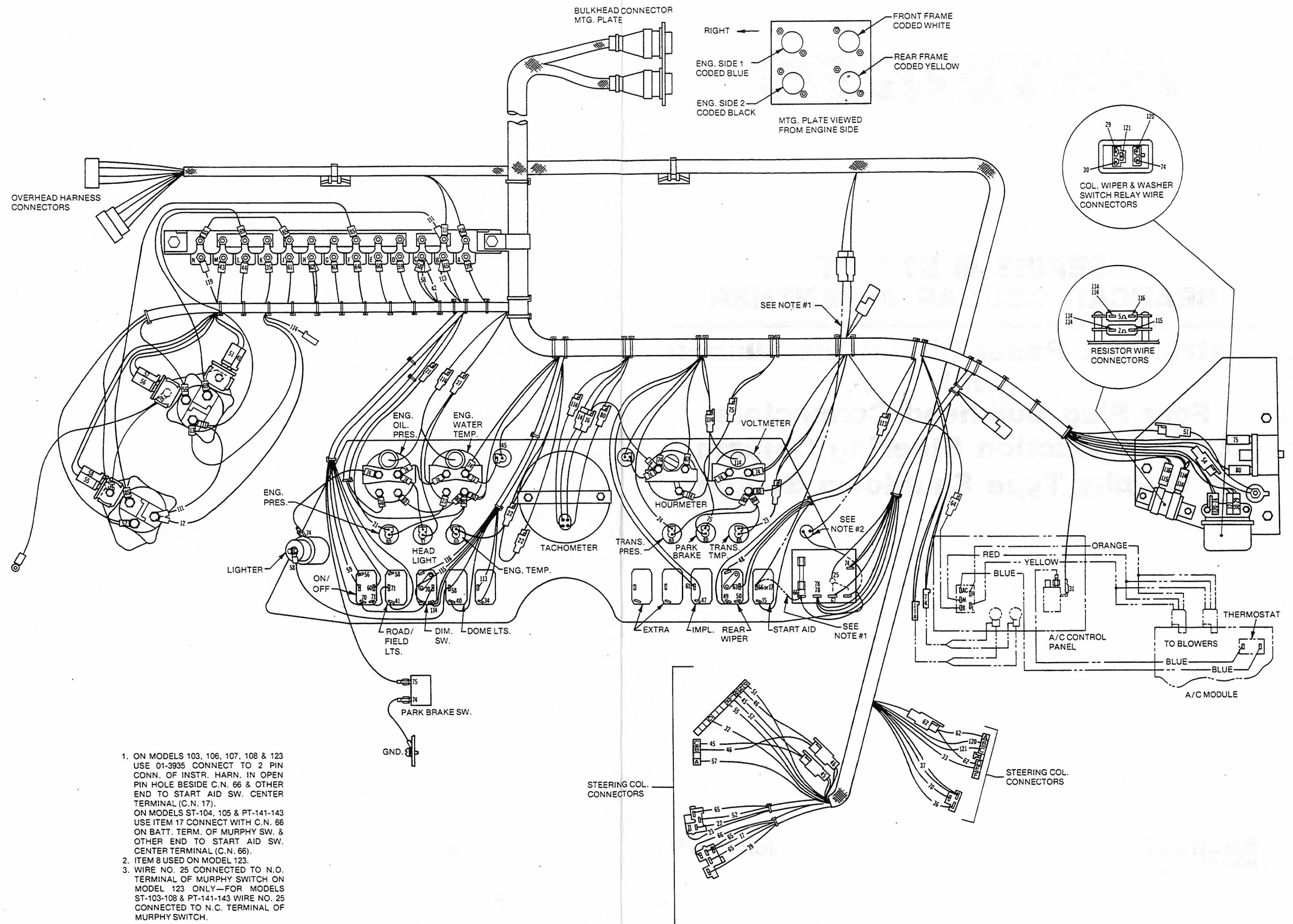


**SERIES III ST & PT
BEARCAT, COUGAR & PANTHER**

**Instrument Panel Circuit Installation
with
Four Plug Bulkhead Connectors,
Late Production Steering Column
& Murphy Type Shutdown Switch**

Electrical
M00064

July 1979



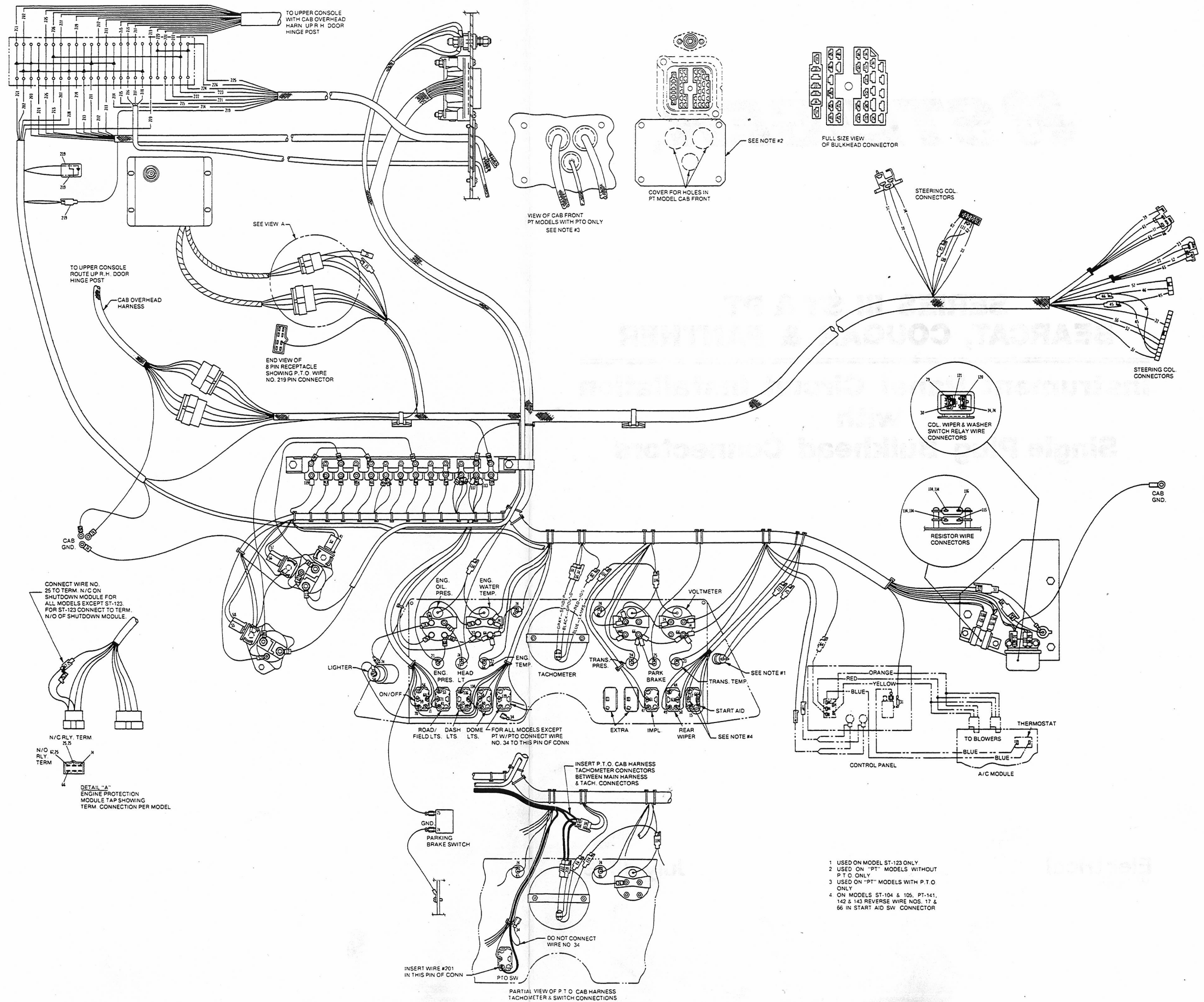


**SERIES III ST & PT
BEARCAT, COUGAR & PANTHER**

**Instrument Panel Circuit Installation
with
Single Plug Bulkhead Connectors**

Electrical
M00065

July 1979



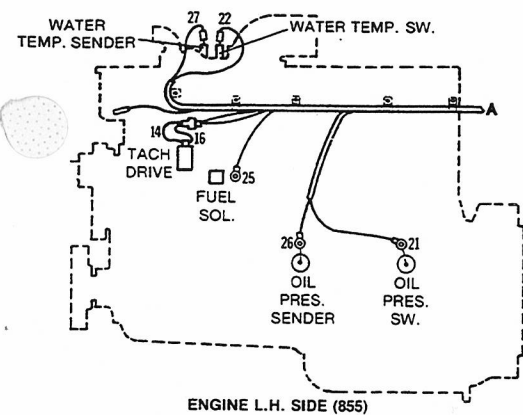


SERIES III ST & PT
BEARCAT, COUGAR & PANTHER

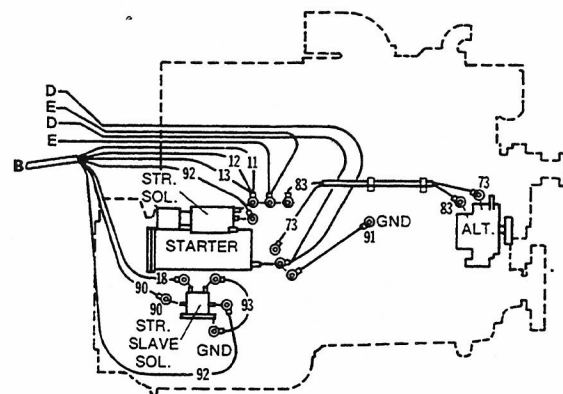
Engine and Frame Circuit Installation

Electrical
M00066

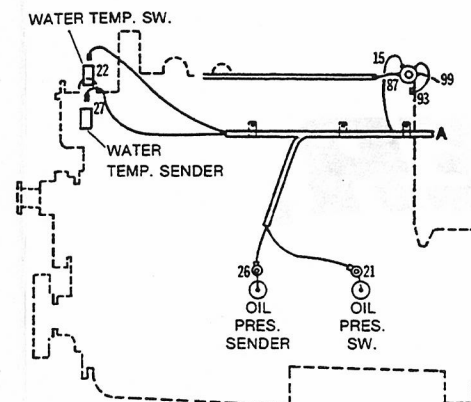
July 1979



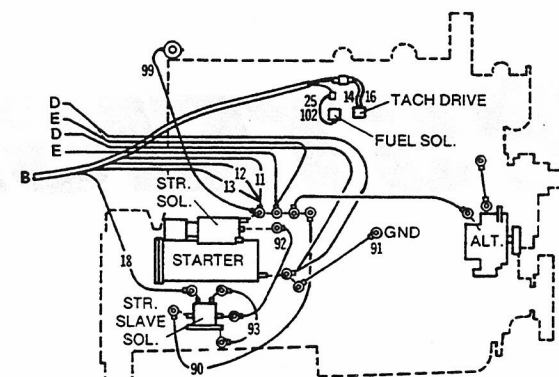
ENGINE L.H. SIDE (855)



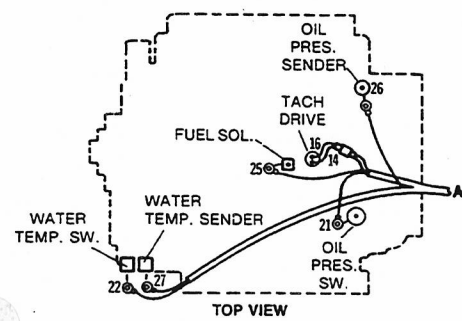
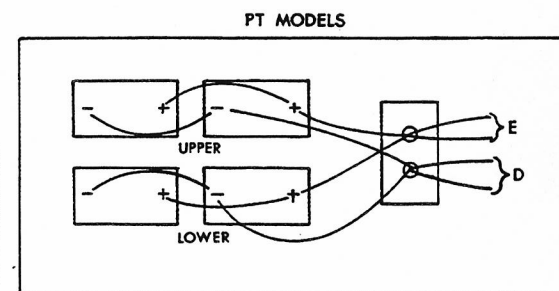
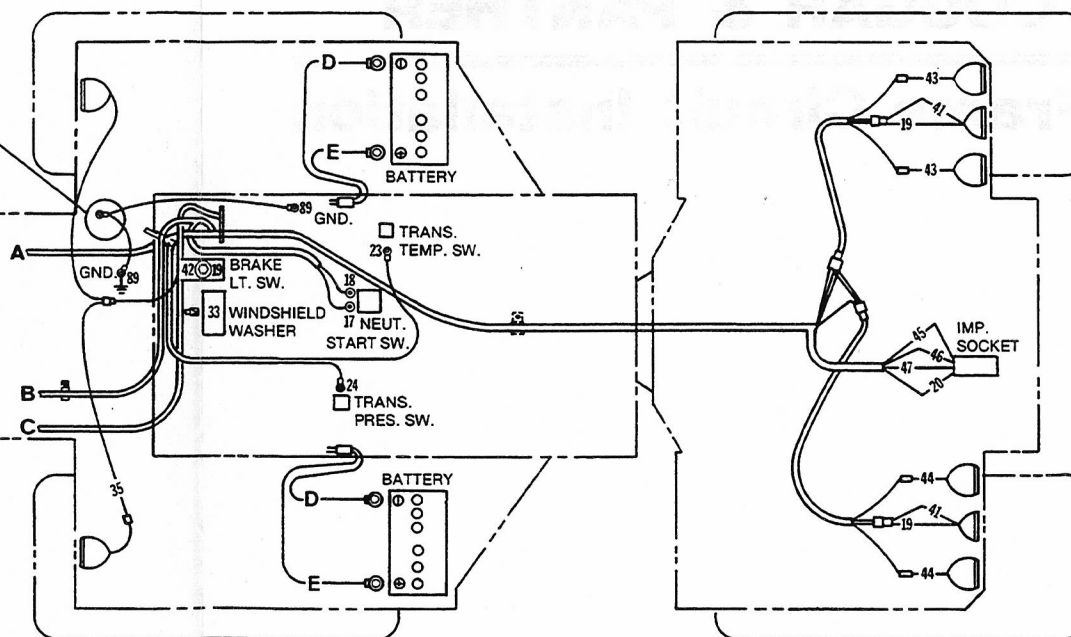
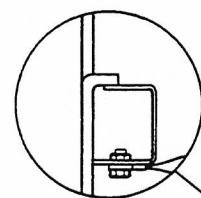
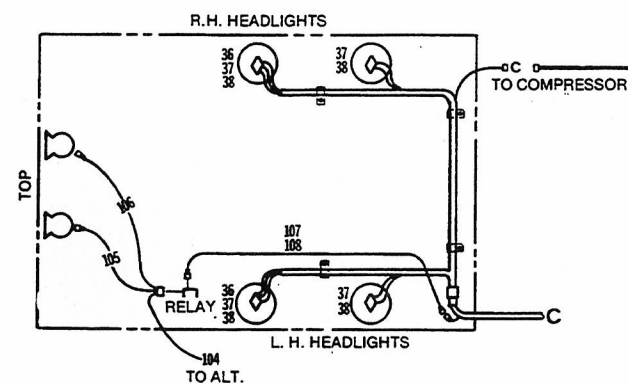
ENGINE R.H. SIDE (855)



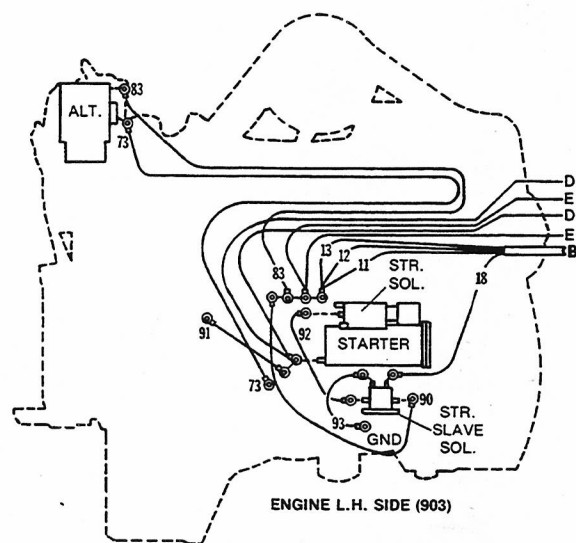
ENGINE L.H. SIDE (3306)



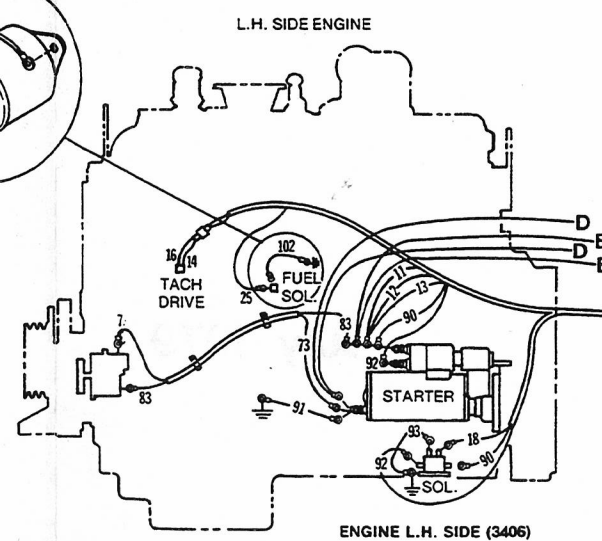
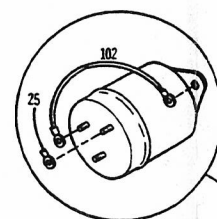
ENGINE R.H. SIDE (3306)



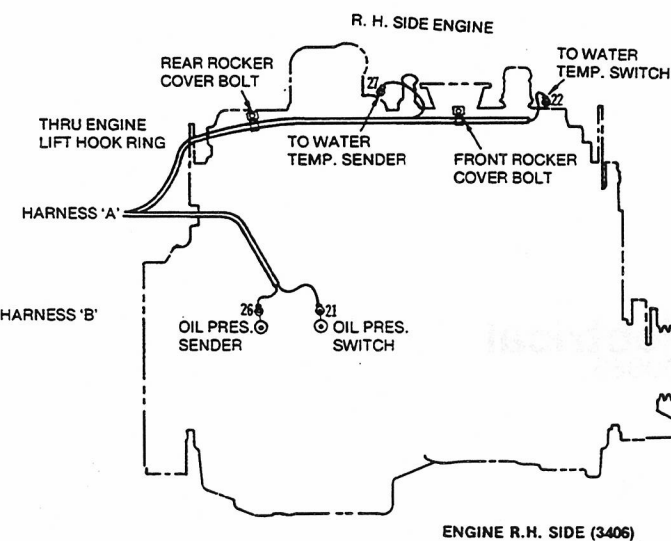
TOP VIEW



ENGINE L.H. SIDE (903)

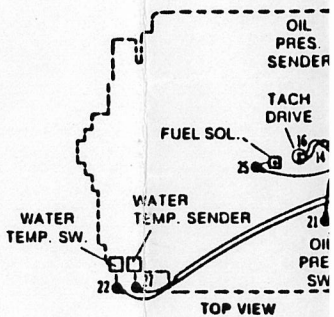
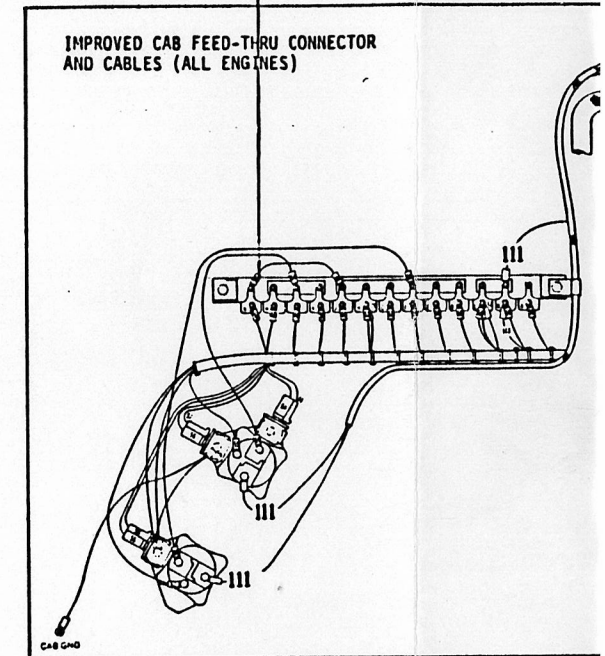
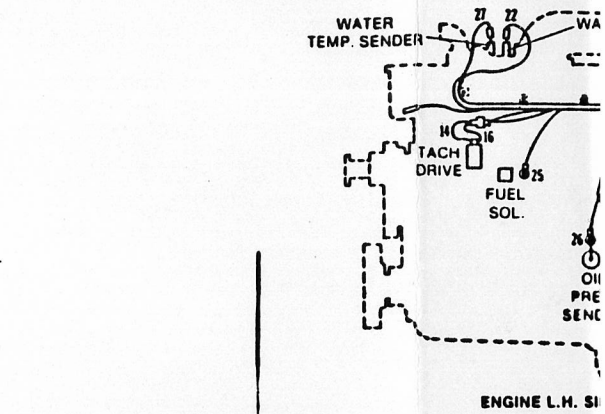
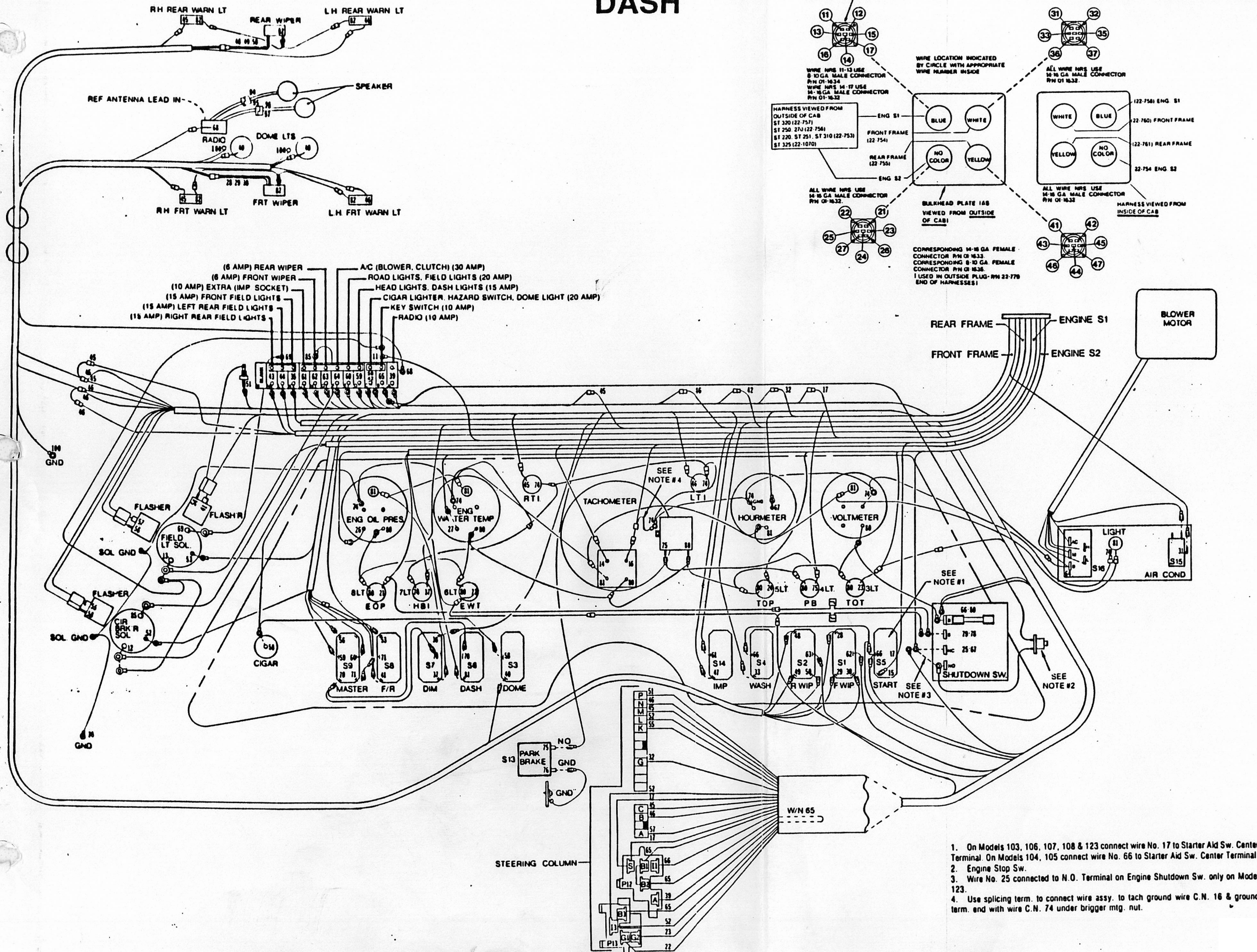


ENGINE L.H. SIDE (3406)

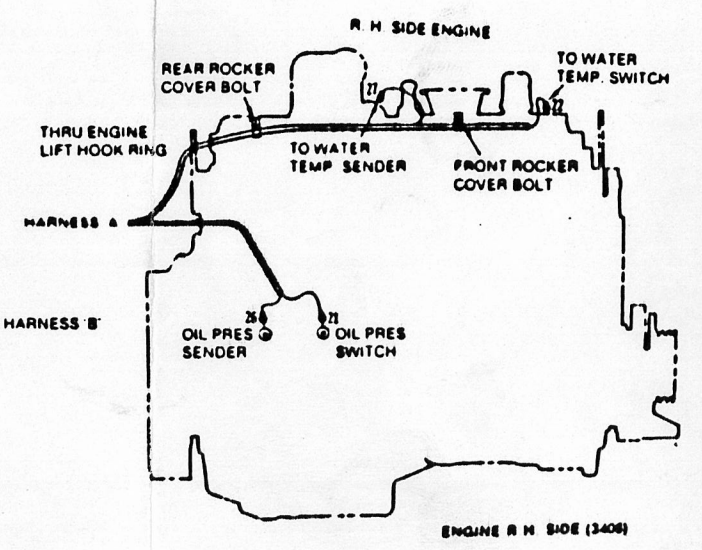
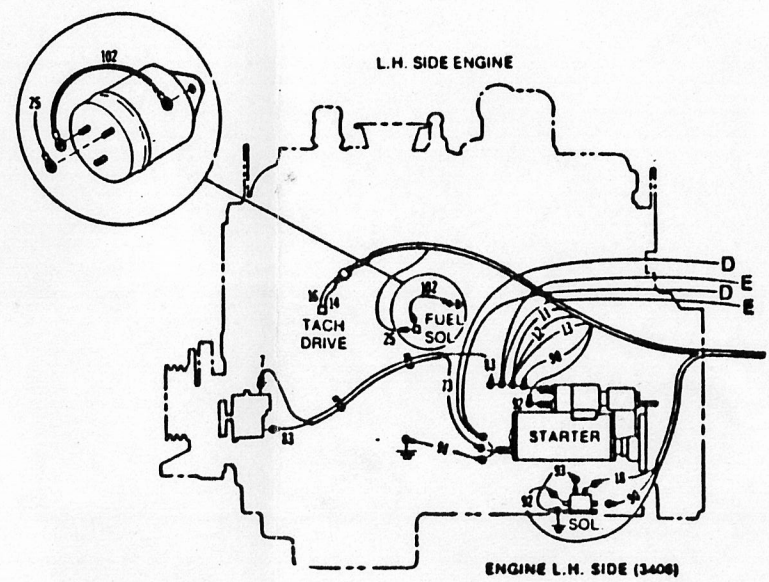
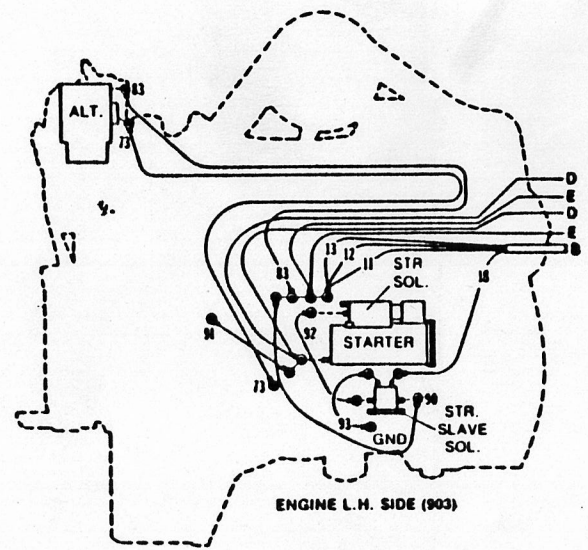
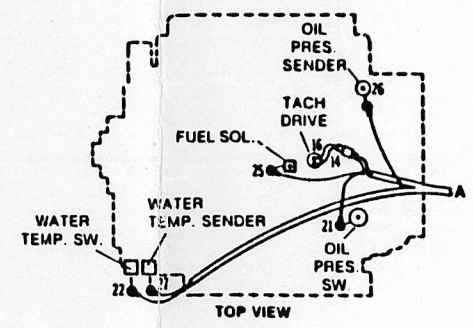
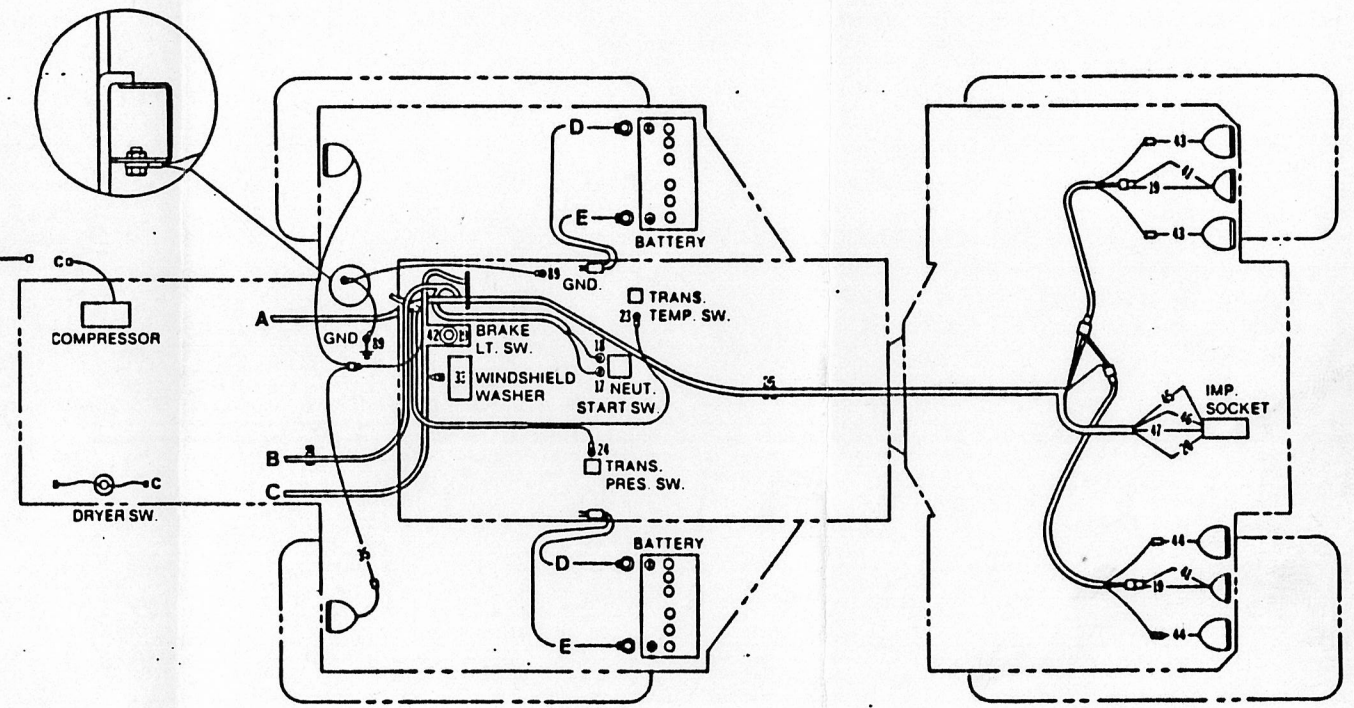
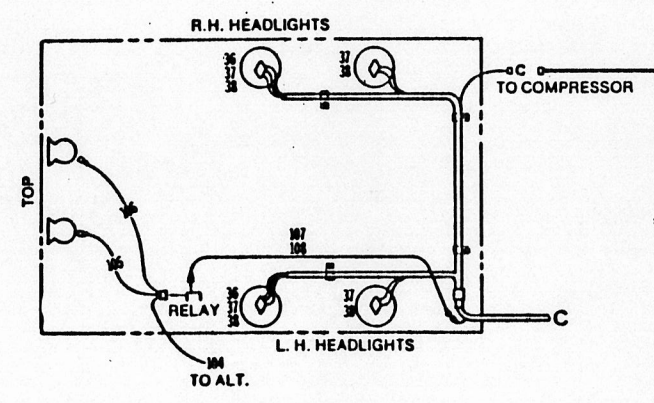
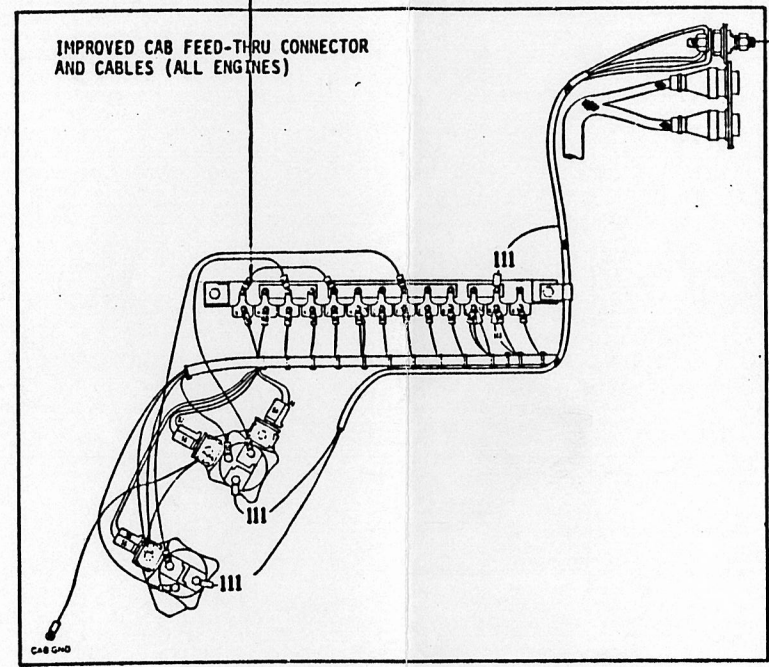
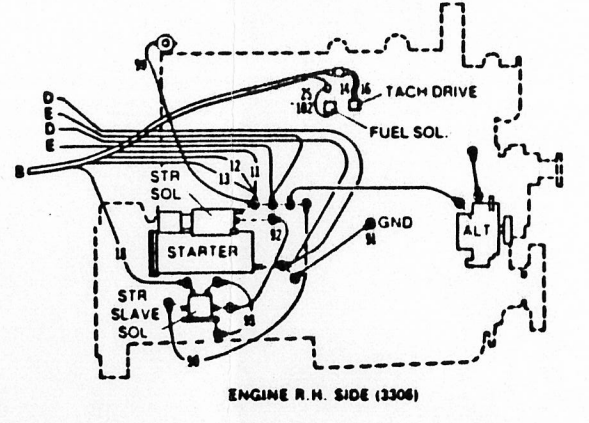
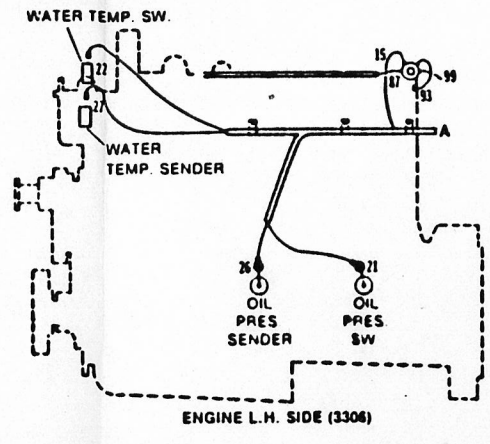
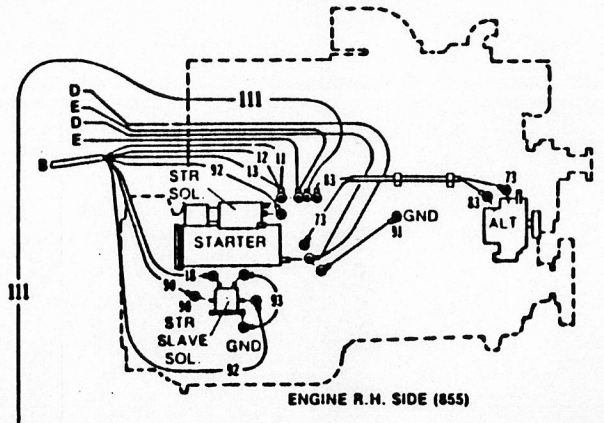
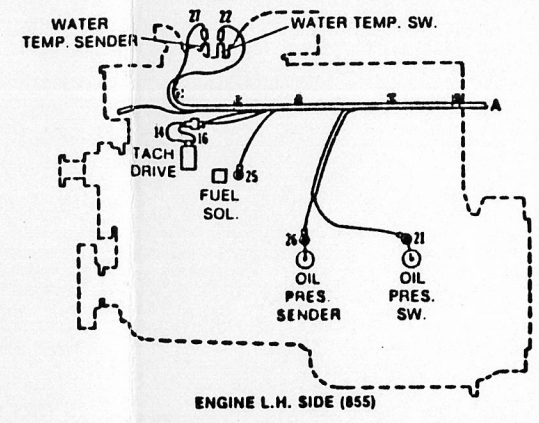


ENGINE R.H. SIDE (3406)

DASH



FRAME & ENGINE



Alt Sw. Center
Center Terminal.
only on Model
N. 16 & ground



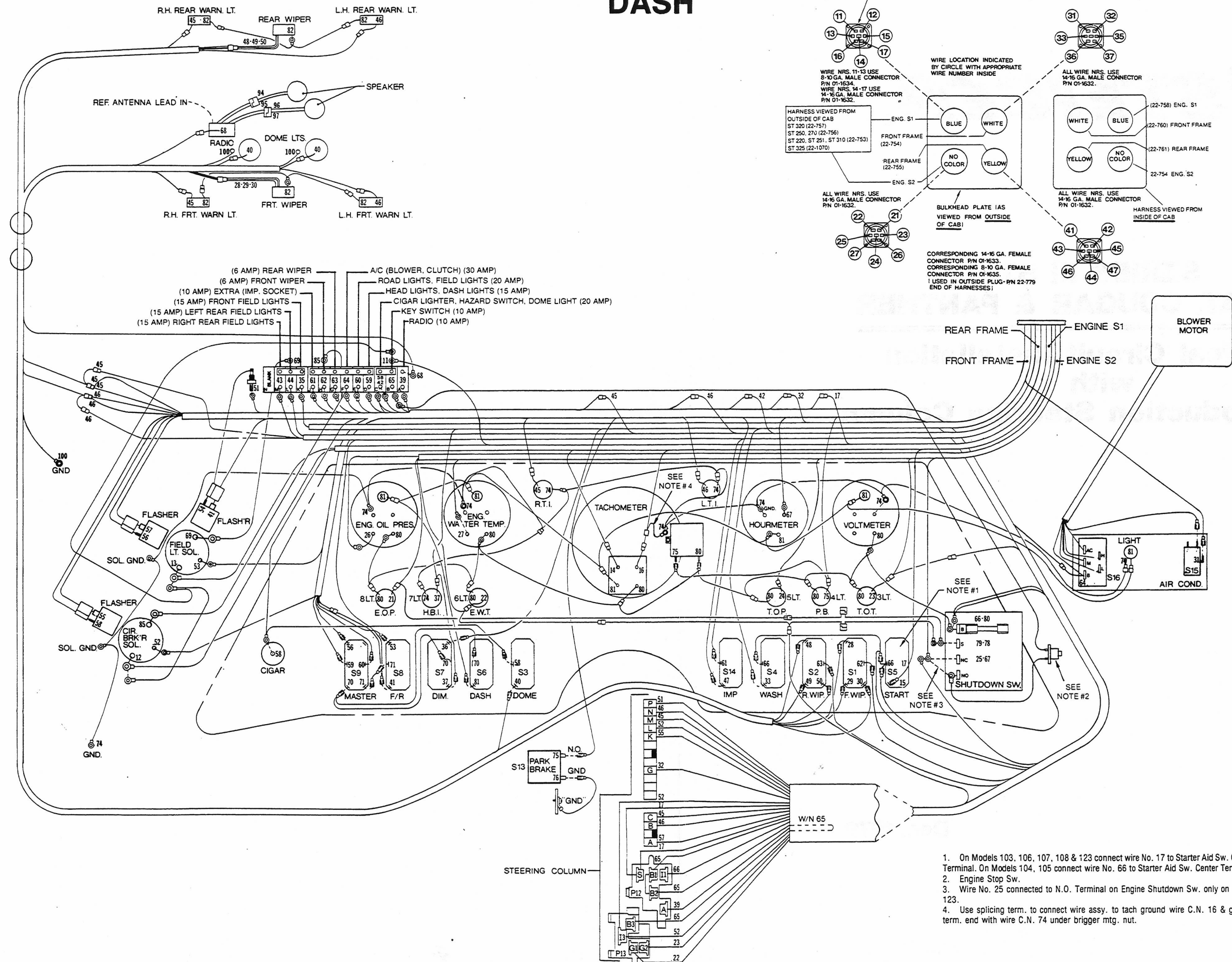
SERIES III ST
BEARCAT, COUGAR & PANTHER

Electrical Circuit Installation
with
Early Production Steering Column

Electrical
M00071

Dec. 1979

DASH



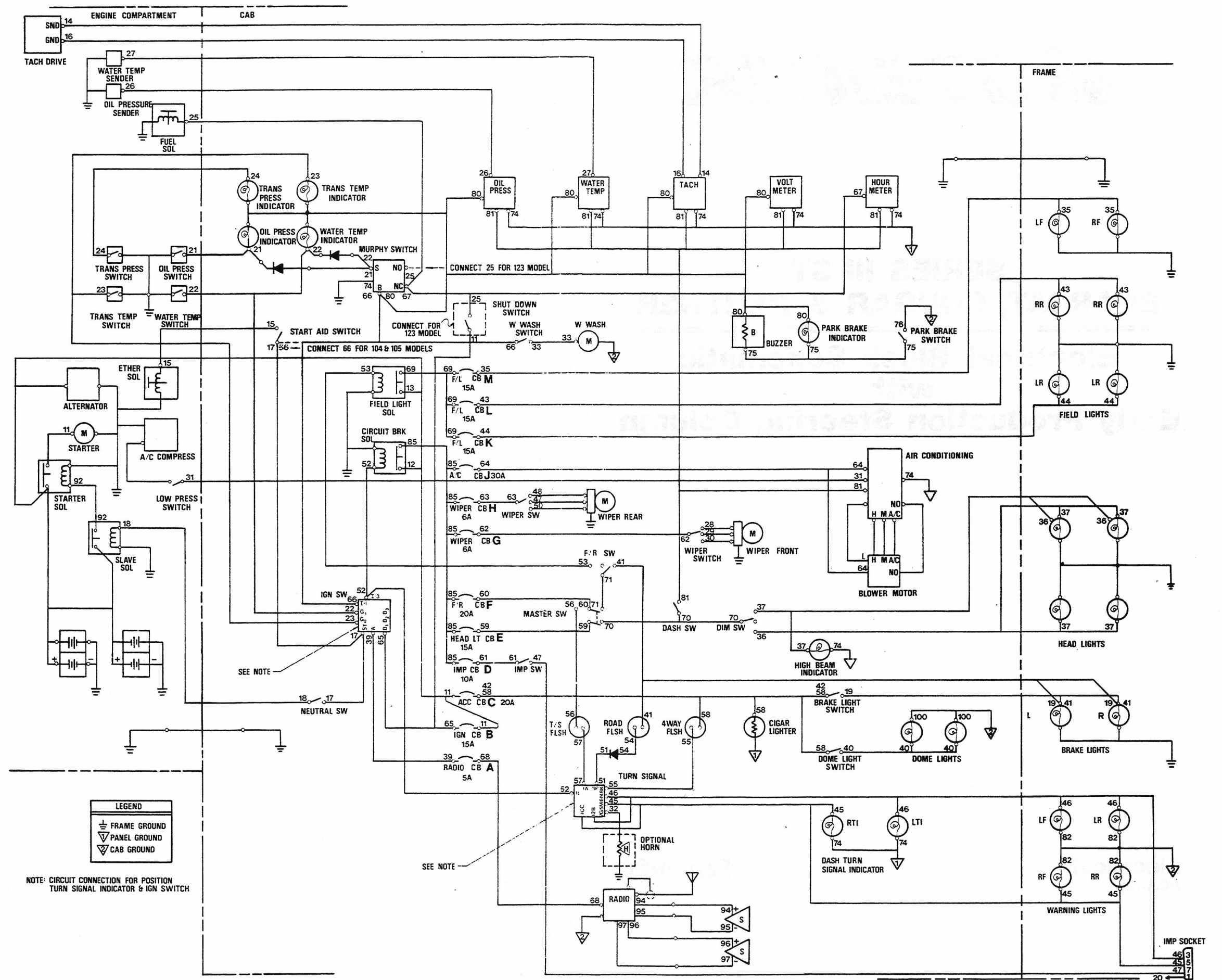
1. On Models 103, 106, 107, 108 & 123 connect wire No. 17 to Starter Aid Sw. Center Terminal. On Models 104, 105 connect wire No. 66 to Starter Aid Sw. Center Terminal.
2. Engine Stop Sw.
3. Wire No. 25 connected to N.O. Terminal on Engine Shutdown Sw. only on Model 123.
4. Use splicing term. to connect wire assy. to tach ground wire C.N. 16 & ground term. end with wire C.N. 74 under brigger mtg. nut.



SERIES III ST
BEARCAT, COUGAR & PANTHER
Electrical Block Schematic
with
Early Production Steering Column

Electrical
M00072

Feb. 1980





SERIES III ST210 WILDCAT

Electrical Block Schematic

Electrical
M00094

May 1979

